

STATISTA MEDIA





CREATION AND DISTRIBUTION

CONTENT (MARKETING) SINCE 2007

statista



Over

1 million

statistics & studies



on
from

600 industries

50+ countries



from over

**22,500
sources**



15,000+

infographics published
daily



800,000+

newsletter recipients



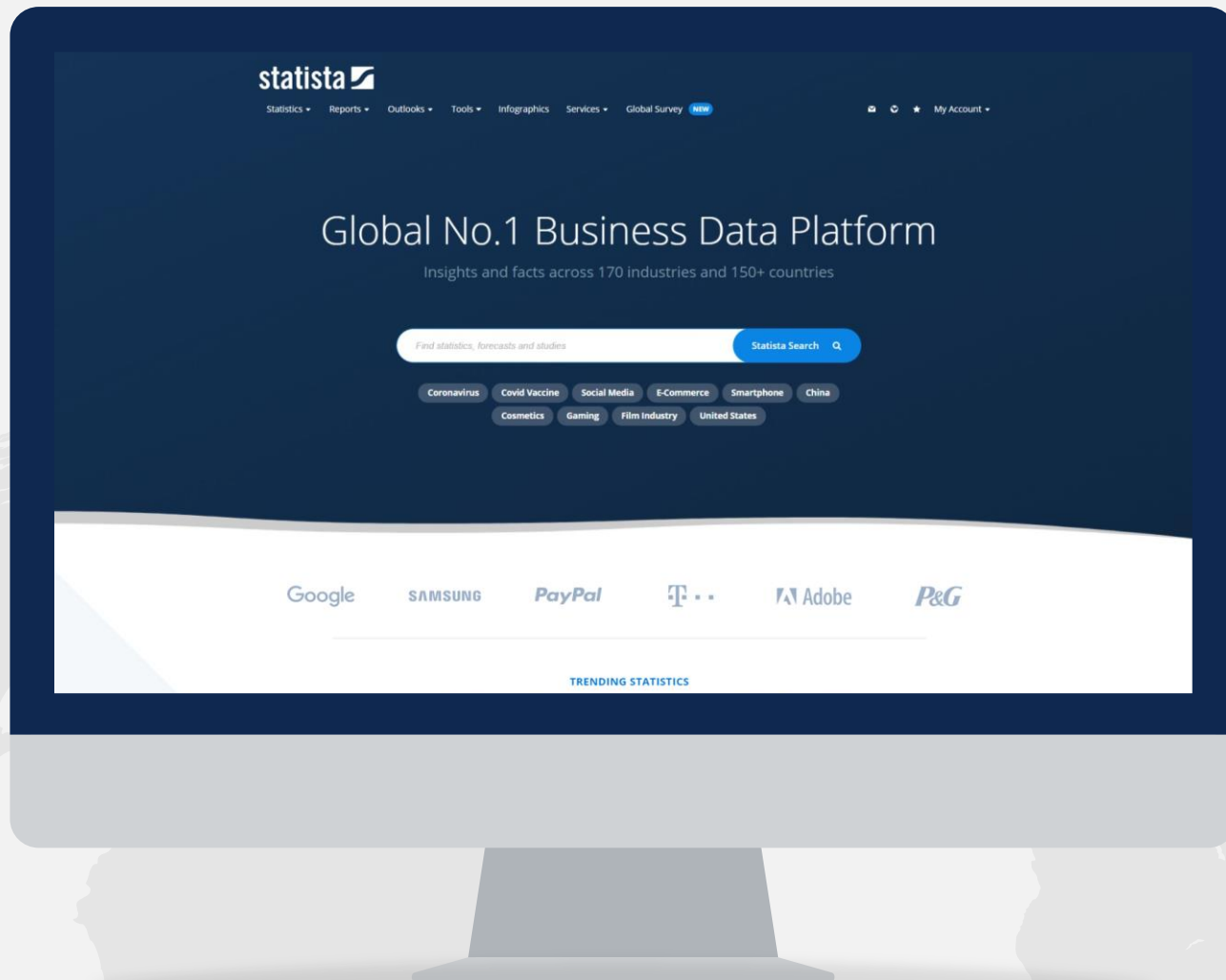
Ranked 143rd

in the Majestic Million of the most
frequently cited websites worldwide



ABOUT US

TOTAL REACH: STATISTA



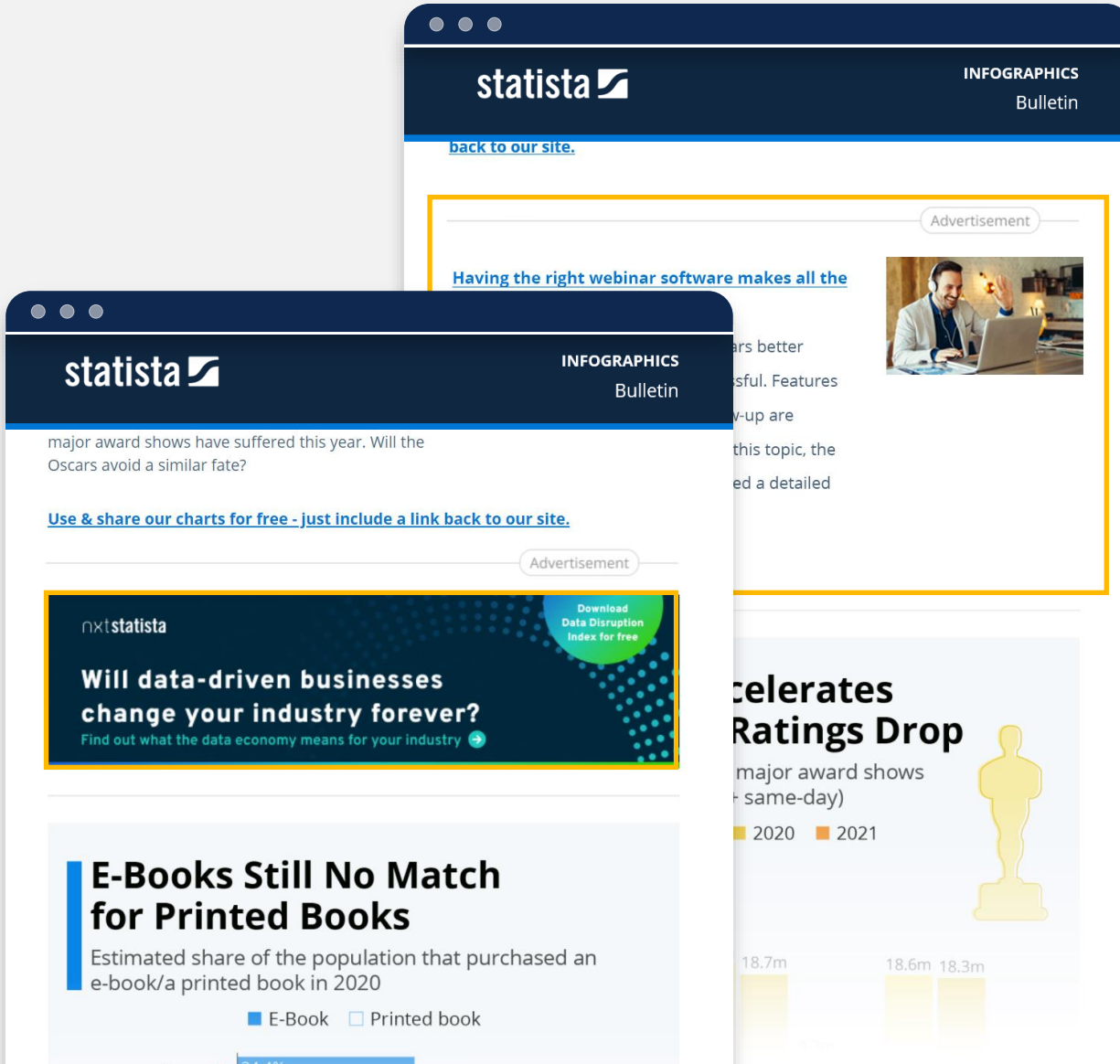
50.0m worldwide page views per month



16.1m worldwide monthly active users



STATISTA DAILY DATA NEWSLETTER



Recipients

542,000



Open rate

17.1%



Click rate

0.41%



Delivery

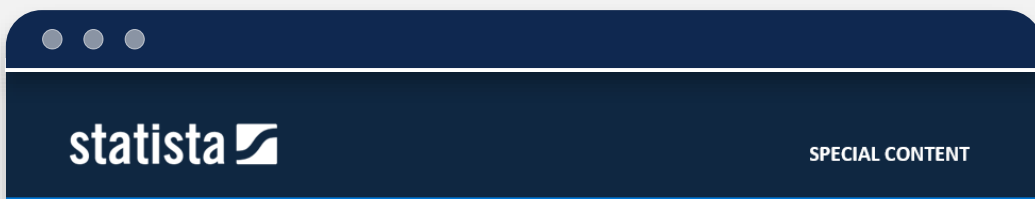
10X per week

DETAILS:

- > **Exclusive placement** : Directly above the editorial content — the infographic of the day
- > High engagement in user inbox with the daily release of the newsletter
 - **Ideal mix of news coverage and relevance**
- > Integration for an **entire week**
- > **Low entry price** offers a good opportunity to become familiar with Statista as a publisher

KPIs valid for global English-speaking audience of the Infographic Bulletin

STATISTA SPECIAL CONTENT



This growing importance led us and our partners at mediaresearch42 and content-marketing.com to take a closer look at relevant content marketing studies and compile them in one paper.

The result is the [Content Marketing Compass 2021](#) which provides an overview of the most important challenges, competitive advantages, and tactics, as well as valuable insights and recommendations for your company's content marketing strategists.

[Available to download now!](#)



Data-driven strategies, where every decision is based on comprehensive data analysis and interpretation, are fast becoming decisive for companies looking for that competitive edge. Download our Content Marketing Compass now for an even better



Recipients

115,000
US/CA



Open rate

19.5%



Click rate

1.1%



Delivery

2X per week
(max.)

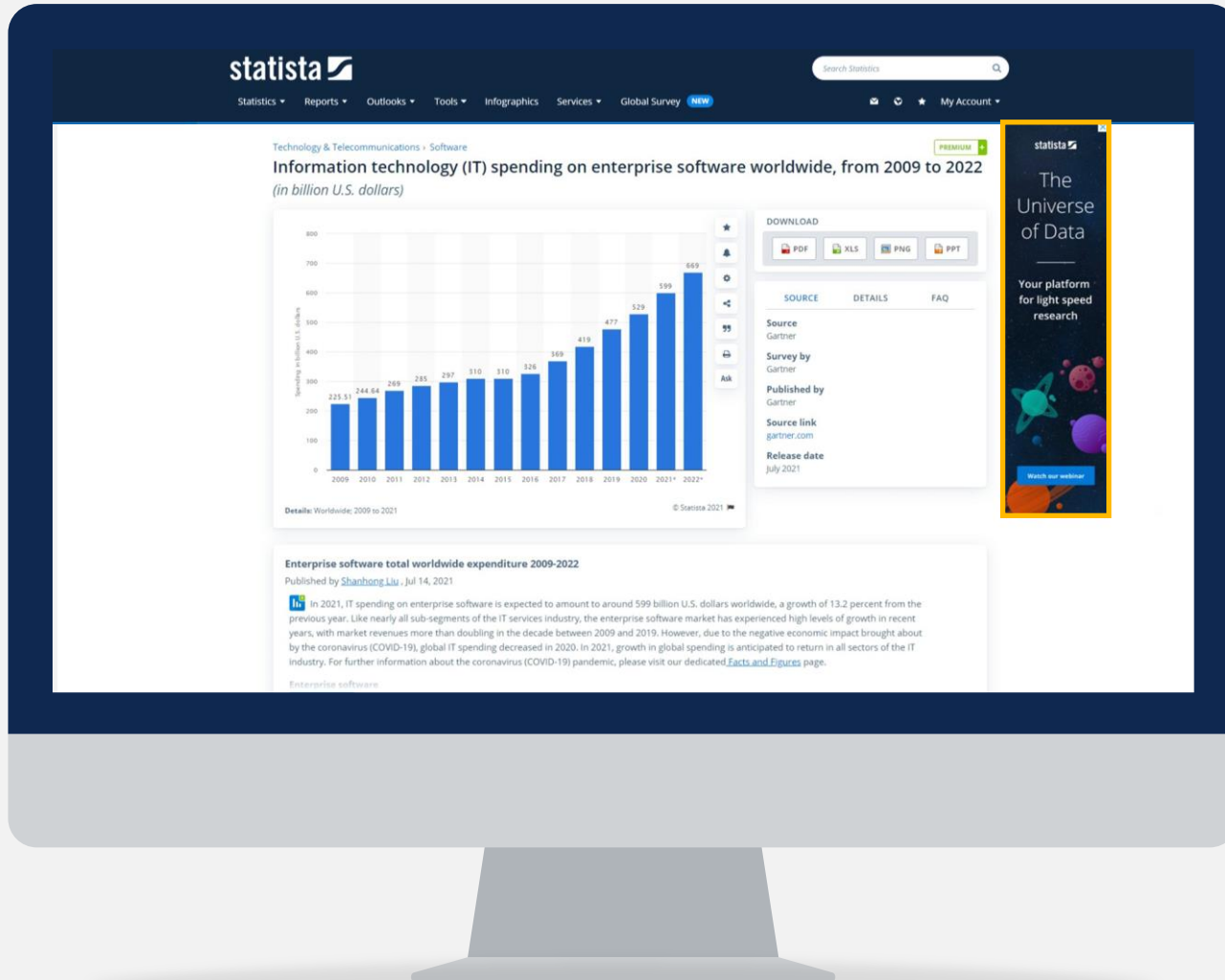
DETAILS:

- > Integration of content assets
- > **Monothematic mailing**
- > Dissemination of content to generate leads in the **Statista user base**
- > Mailing is **perceived as editorial news**
- > Link directs our users to an **external landing page**

OPTIONAL:

- > *Reduction of recipient number per mailing*
- > *Content to be downloaded on a co-branded landingpage*
- **No media discontinuity**

WIDE SKYSCRAPER



Ad impressions

11.1M / MONTH



Click rate

0.1%

DETAILS:

- > Target groups within the appropriate statistical environments with appropriate **run of site or industry targeting**
- > Payout via **AdServer**

ADVERTISING MEDIUM:

- > Sticky skyscraper ad — it moves along the page and remains within sight at all times

125M CONTACTS IN OUR GLOBAL NETWORK



YOU CAN CHOOSE FROM THESE TARGET CRITERIA, AMONG OTHERS:

INDUSTRY:



- > Manufacturing
- > IT & Communication
- > Services
- > Commerce
- > Healthcare
- > Education
- > Energy
- > Finance
- > **And much more**

JOB-LEVEL:



- > C-Level
- > Middle management
- > Lower management

DEPARTMENTS:



- > Administration
- > HR
- > Marketing
- > R&D
- > Accounting
- > IT
- > Sales
- > Engineering
- > **And much more**



EMPLOYEE COUNT




REVENUE SIZE


HOW OUR PARTNERS PROCESS THEIR LEADS

As soon as you receive the leads, you can upload them into any software and start your marketing and sales journey.

We can provide new leads on a weekly basis via a .csv file.



Ongoing and timely transfer of generated leads



Lead nurturing in your own tools



Immediate and direct contact with leads by your marketing and sales team



New sales opportunities for your business